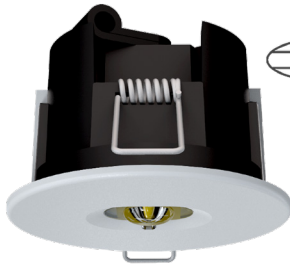


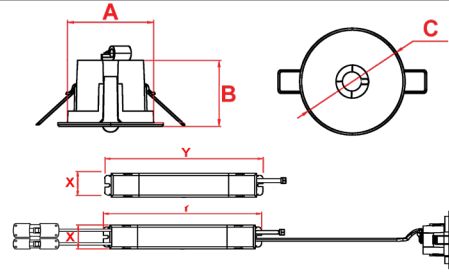
Delta Gen 2

Recessed DALI Downlight

Open Plan



Escape Route



180 Lumens	2 Watts	5000K	Recessed Mounting
LiFePO4 Battery	Class II	IP 40	8Y Warranty

Order Code	DE2NM3/L2W/**/DA
Mode of operation	Non-Maintained DALI
DALI Interface	For Controlled Monitoring and Reporting
Emergency duration	3 hours
Input voltage	230/240V (207VAC - 264VAC) 50/60Hz
Power consumption	2VA, I _{nom} = 8mA (Full Battery)
Battery type	Rechargeable LiFePO4 Battery 3.2V 3.6Ah
Battery low voltage cut off	2.6V DC
Battery discharge current @ 3.2V DC	0.67A
Lamp	2 Watt
Lamp colour	5000K
Lamp lumen level in emergency	180 lm
Nominal lamp voltage	V _{rated} = 3V DC
Nominal lamp current	I _{rated} = 0.53A CC
Nominal lamp power	P _{rated} = 2W
Maximum output voltage with no lamp connected	U-OUT = 10VDC
Ingress Protection	IP40
Cable entry	Recessed Pack
Incoming Mains cable size cross sectional area	1.5mm ² - 2.5mm ² single conductor
Incoming DALI Comms cable size cross sectional area	1.5mm ² single conductor
Cutout Size	48mm
Ceiling Void	200mm
Luminaire class	Class II
Product Weight	0.50 Kg
Packaging Weight	0.05Kg
Standards	EN61347-2-7, EN61347-2-13, EN 60598-2-22, EN 55015
Environment	0°C to 45°C up to 80% relative humidity.

Materials

Lamp Head: Die-Cast Aluminium
 Lamp Trim: ABS
 Remote Pack: ABS

Standard Colour: White - RAL 9016
 Alternative Colour: Black - RAL 9017
 Add /BL to Order Code

Warranty

Standard Warranty: 8 Years
 Alternative Warranty: 10 Years
 Add /10Y to order code

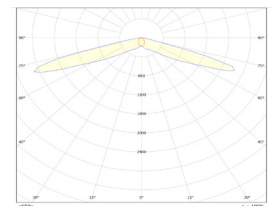
System	Order Code	Mode of Operation	Battery	Battery P/N	Lumens (Emergency)	Dimensions (mm)				
						A	B	C	X	Y
DALI	DE2NM3/L2W/**/DA	Non-Maintained	3.2V, 3.6Ah LiFePO4	70268	180	45	34	55	35	196
Alternative Systems Available: Specification Sheets Available Upon Request										
Standalone	DE2NM3/L2W/**	Non-Maintained	6.4V, 1.5Ah LiFePO4	70267	200	45	34	55	35	196
DALI Wireless	DENM3/LED3W/DAW	Non-Maintained	6.4V, 3.2Ah LiFePO4	70259	400	45	34	55	40	215
Self-Test	DE2NM3/L2W/**/ST	Non-Maintained	3.2V, 3.6Ah LiFePO4	70268	180	45	34	55	35	196

** - Replace with OP for Open Plan/Symmetrical Fitting and ES for Escape Route/Asymmetrical Fitting

Photometrics

Mounting Height	Lighting level directly under Luminaire	Luminaire Spacing (Metres)													
		Escape Route							Open Plan						
	(Lux)	0.5lx 1.0lx		0.5lx 1.0lx		0.5lx 1.0lx		0.5lx 1.0lx		0.5lx 1.0lx		0.5lx 1.0lx		0.5lx 1.0lx	
2m	7.75	2.6	2.1	6.3	5.2	12.2	10.7	18.1	16.2	8.1	7.1	4.7	3.9	10.9	9.4
2.5m	4.96	2.8	2.2	7.0	5.7	14.0	12.2	21.1	18.7	9.3	8.1	5.2	4.2	12.4	10.5
3m	3.44	3.0	2.2	7.5	6.0	15.7	13.4	23.8	20.9	10.4	9.0	5.6	4.0	13.6	11.3
4m	1.94	3.1	2.0	8.3	6.2	18.4	15.4	28.5	24.7	12.4	9.9	5.8	3.3	15.6	11.6
6m	0.86	2.7	-	8.7	5.3	22.4	16.1	36.1	27.0	13.5	-	4.3	-	16.2	8.6
8m	0.48	-	-	7.9	-	23.7	-	39.5	9.5	4.8	-	-	-	13.4	-
10m	0.31	-	-	5.4	-	16.9	-	28.3	-	-	-	-	-	6.8	-

Escape Route



Open Plan

